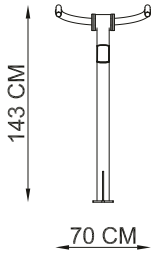


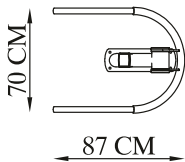
Installation Guide

UBX-701A Squat

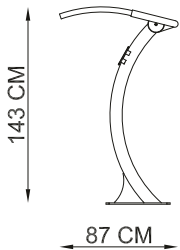
Side View



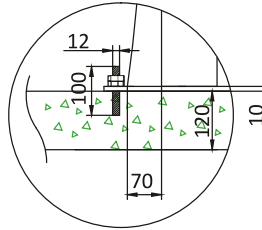
Top View



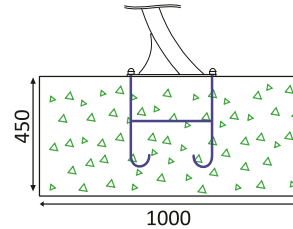
Front View



Surface installation with anchor bolt




Inground footer installation



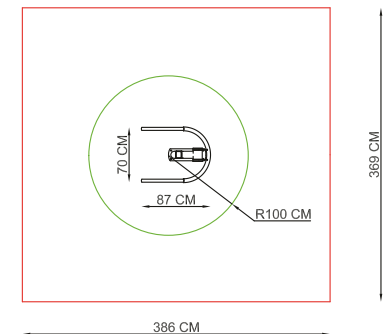
Block Installation:



Base Plate Dimension



Standard Safety Area



Installation instruction:

1. All units must be fully assembled and leveled before curing.
2. Body assembly screws must be attached using LocTite243.
3. Prevent access until concrete completely dry.
- *4. Footer is ordered separately