

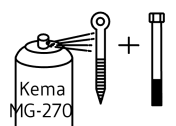
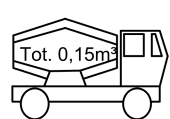

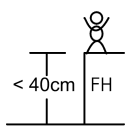

ORG2003BY Vippe - springplatform Ø 1m

Date: 2022.11.10 Subject: Overview
Rev: 2022.11.10 Drawing no.: 2003BY_00
Page no.: 1/4 Scale: none
Paper: A4 Drawn by: Michael Kayser

Mounting

Copyright Elverdal A/S.

Elverdal



EN 1176

INFO

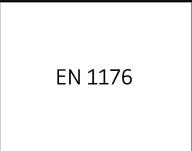
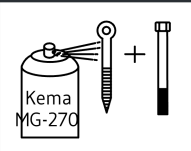
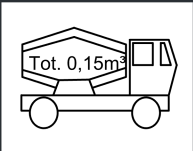
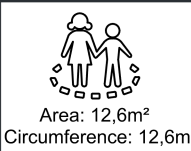
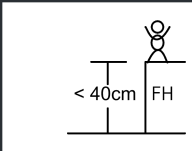
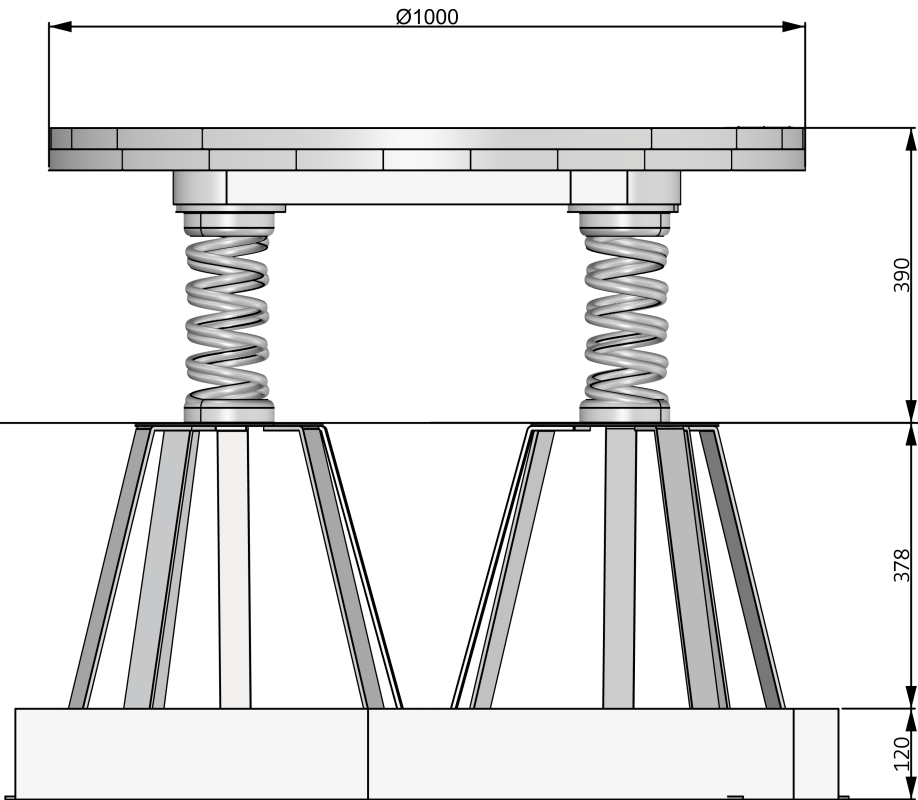
VIGTIGT: Hele anlægget skal samles før der støbes beton
IMPORTANT: The entire facility must be assembled before mould in concrete
WICHTIG: Die ganze Anlage muss zusammengestellt werden, bevor der Beton zu gegießt wird

ORG2003BY Vippe - springplatform Ø 1m

Date: 2022.11.10 Subject: Side view
Rev: 2022.11.10 Drawing no.: 2003BY_00
Page no.: 2/4 Scale: 1:10
Paper: A4 Drawn by: Michael Kayser

Mounting
Copyright Elverdal A/S.

Elverdal

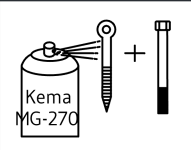
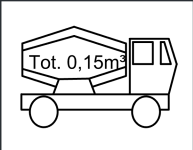

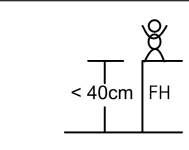
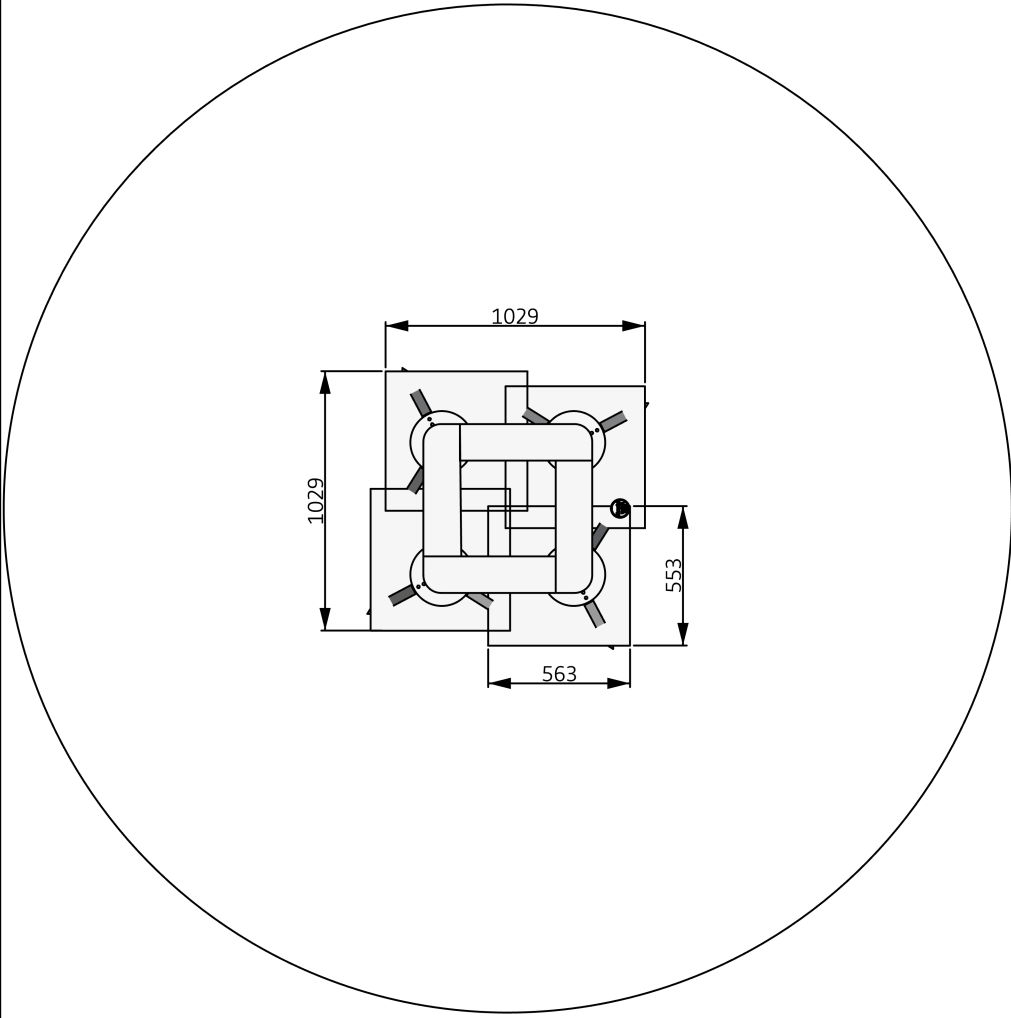
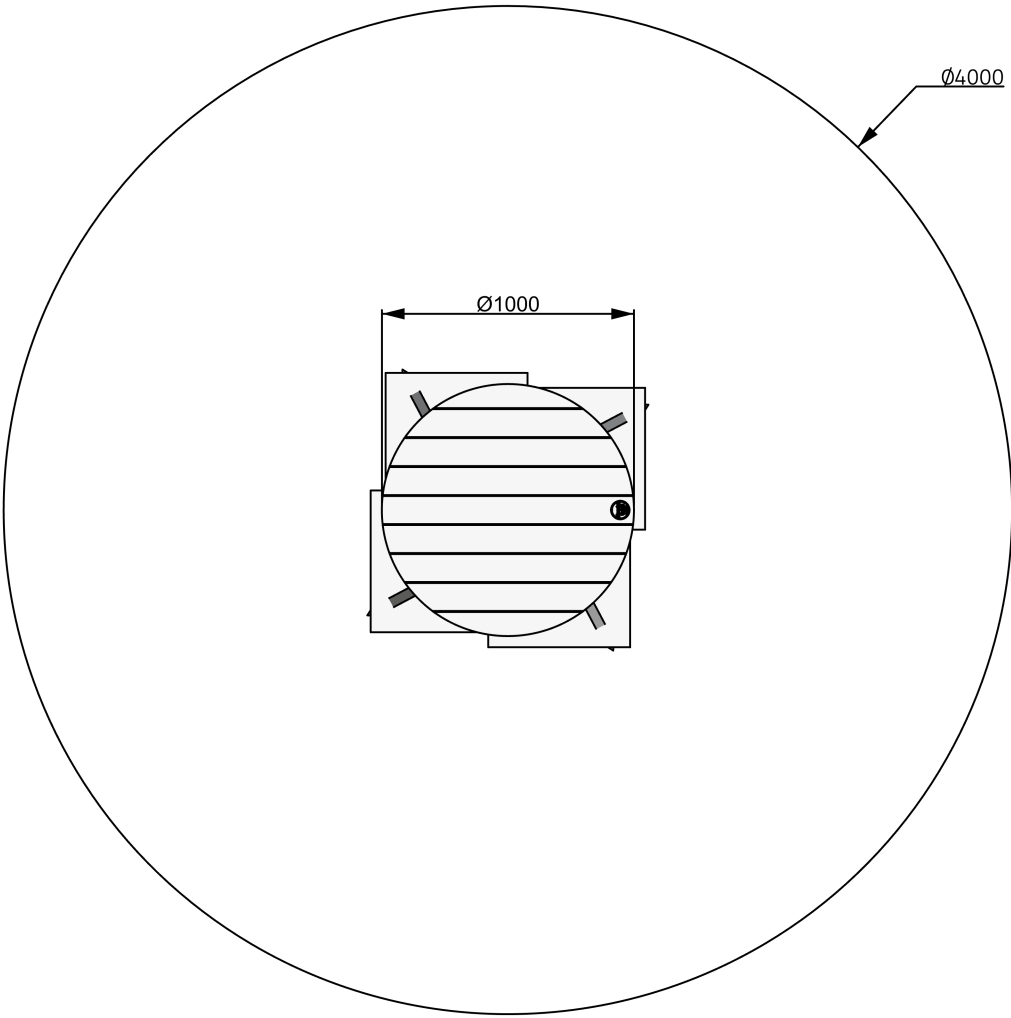


INFO

VIGTIGT: Hele anlægget skal samles før der støbes beton
IMPORTANT: The entire facility must be assembled before mould in concrete
WICHTIG: Die ganze Anlage muss zusammengestellt werden, bevor der Beton zu gegießt wird

Mounting
Copyright Elverdal A/S.

Elverdal



INFO

VIGTIGT: Hele anlægget skal samles før der støbes beton
IMPORTANT: The entire facility must be assembled before mould in concrete
WICHTIG: Die ganze Anlage muss zusammengestellt werden, bevor der Beton zu gegießt wird

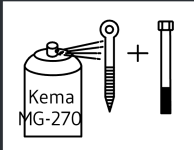
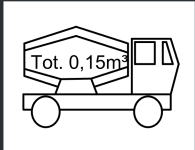
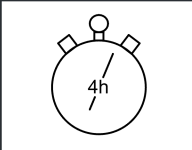
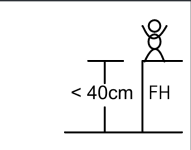
Date: 2022.11.10 Subject: BOM
Rev: 2022.11.10 Drawing no.: 2003BY_00
Page no.: 4/4 Scale: none
Paper: A4 Drawn by: Michael Kayser

Mounting
Copyright Elverdal A/S.

Elverdal

Vippe - springplatform Ø 1m Seesaws - Springer platform Ø 1m Wippe - Sprungplattform rund Ø 1m

| Pos: Betegnelse: | | Name: | Bezeichnung: | Antal/ Quantity/ Anzahl: | Artikel/Item# |
|------------------|-----------------------------|----------------------------------|-----------------------------------|--------------------------------|---------------|
| 1 | Vippe - springplatform Ø 1m | Seesaws - Springer platform Ø 1m | Wippe - Sprungplattform rund Ø 1m | 1 | ORG2003BY |
| 2 | Monteringsvejledning | Mounting instruction | Installationsanleitung | 1 | ORG2003BY |



INFO

VIGTIGT: Hele anlægget skal samles før der støbes beton
IMPORTANT: The entire facility must be assembled before mould in concrete
WICHTIG: Die ganze Anlage muss zusammengestellt werden, bevor der Beton zu gegießt wird