

### Substructure

The subbase must be even and stable against frost.

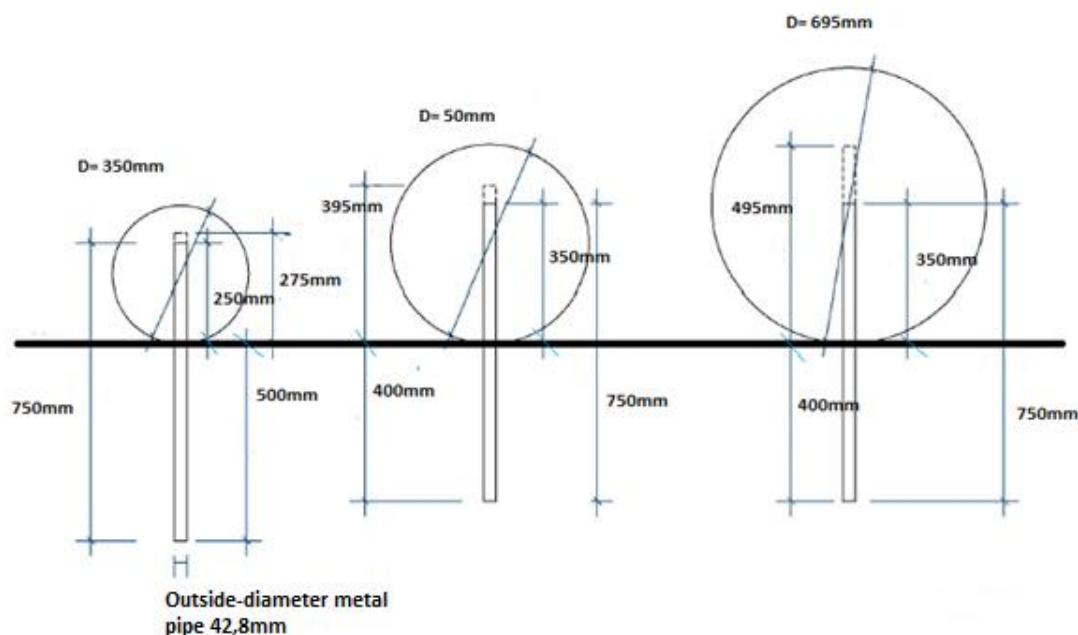
### Installation

Install EUROFLEX® ball by optional steel mounting anchor into a prepared fresh concrete bed (grade C12/15) located over a stable-bearing substructure.

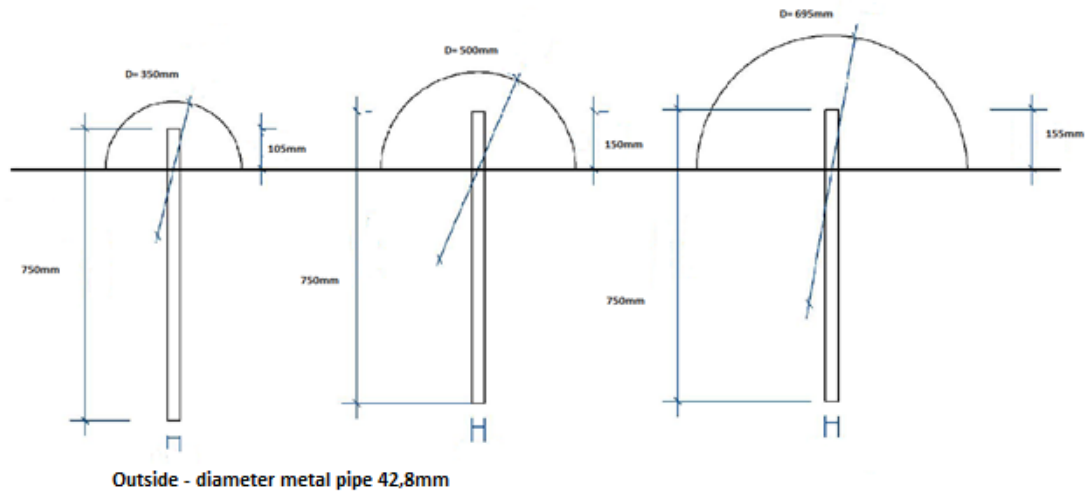
EUROFLEX® half ball can installed directly in a fresh concrete bed or glued on a rubber surface like EUROFLEX® slabs. Glue the steel anchor into the ball with Polyurethane glue Ottocoll M 500 (red) or Ottocoll P83 (grey).

**Attention: it must be save that the ball holohedral layed on an stable subbase. An concrete bed equal with the ball diameter is recomand.**


Installation ball:



### Installation half ball



### Steel plate:



### Diameter metal pipe 40mm

Half balls could install directly in an fresh concrete bed or glued on the Euroflex slabs.



To avoid colour variations due to differences in sunlight expose, leave the UV protection film on the products as supplied until just prior to installation.