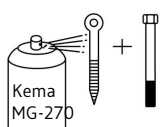
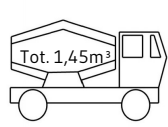

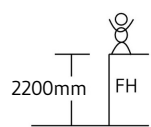


# Mounting

Copyright Elverdal A/S

Elverdal



EN 1176

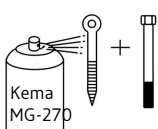
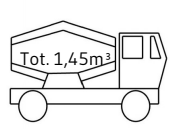

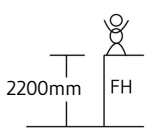
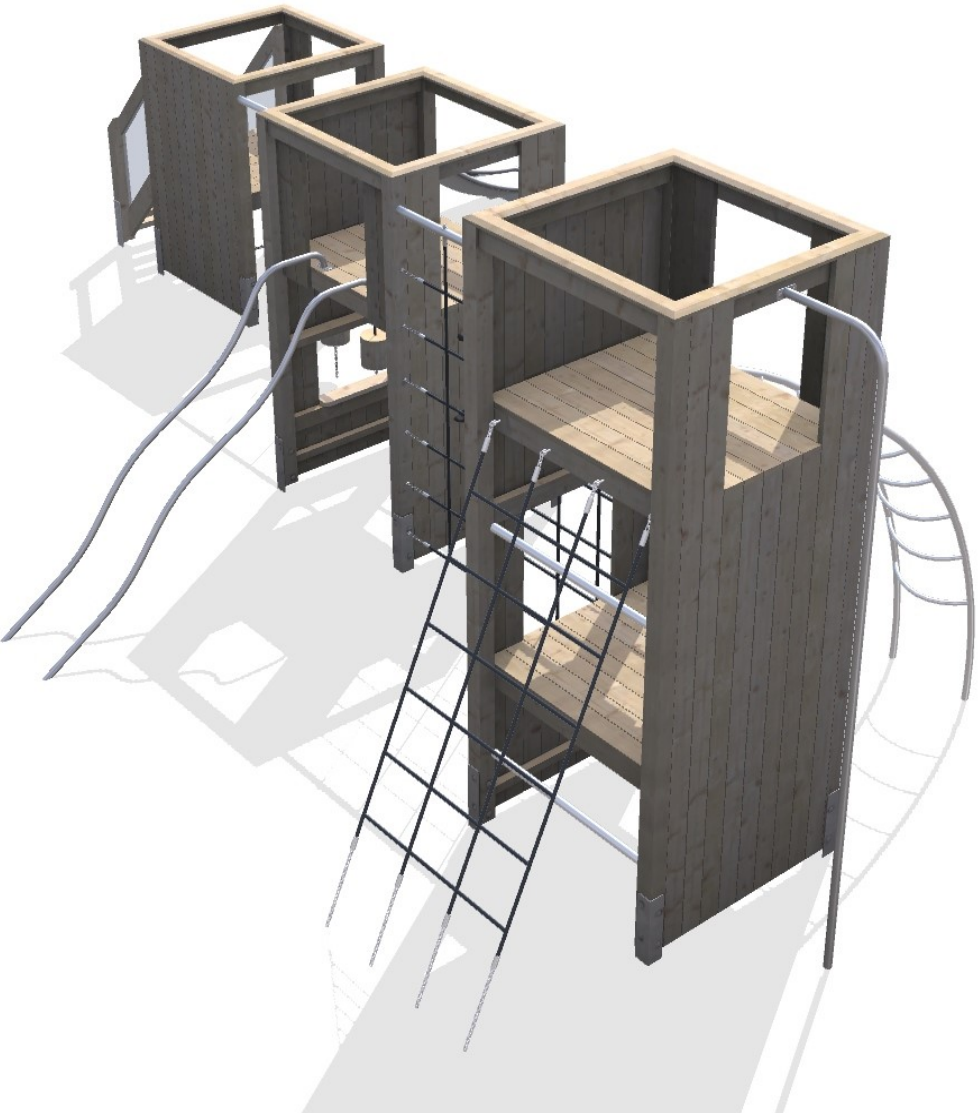
## Info

VIGTIGT: Hele anlægget skal samles før der støbes beton  
VIKTIGT: Hela anläggningen måste monteras före betong stöps  
VIKTIGT: Hele systemet må monteres før plass støbes med betong

# Mounting

Copyright Elverdal A/S

Elverdal



EN 1176

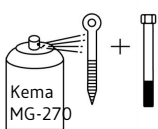
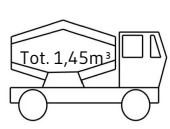

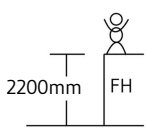
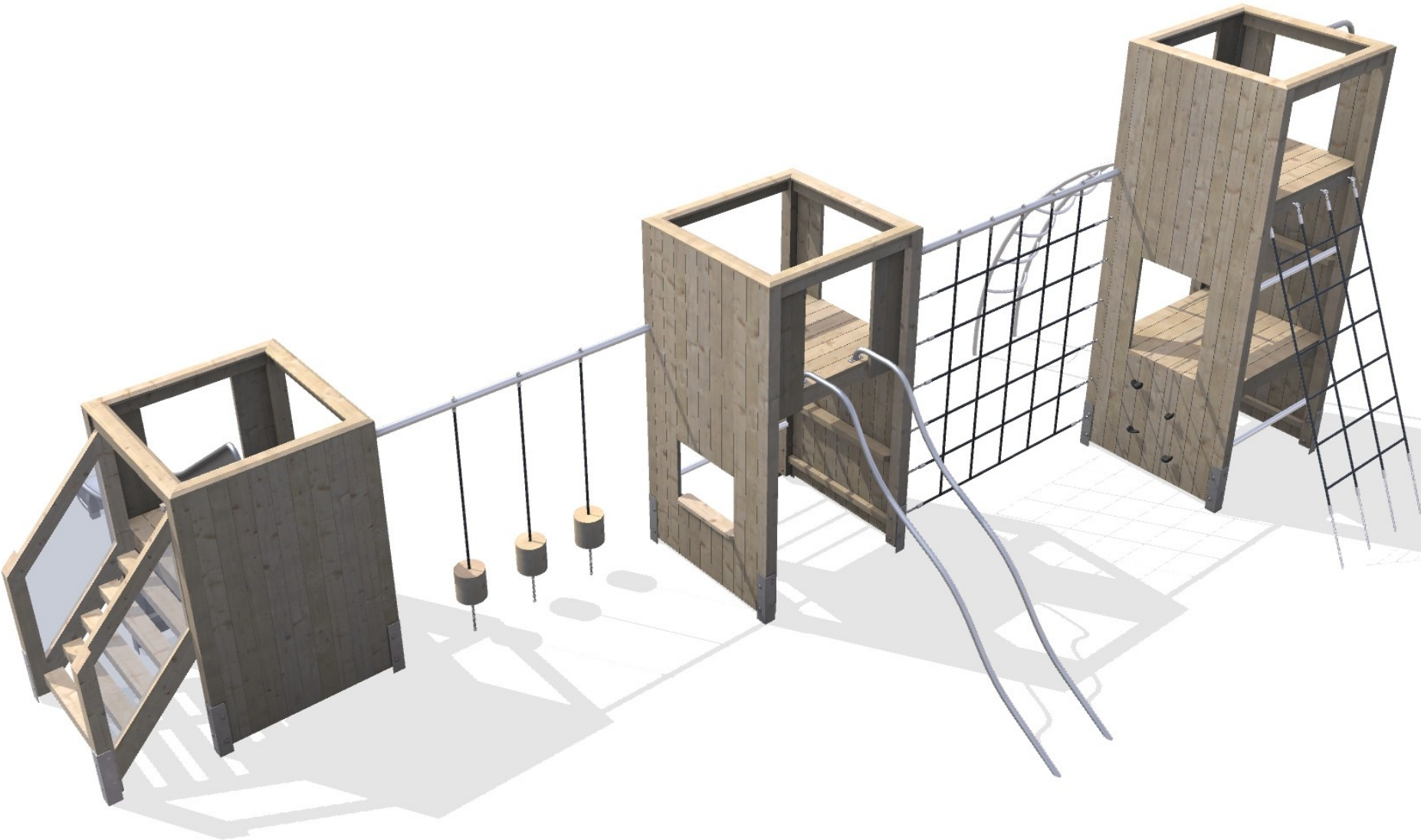
Info

VIGTIGT: Hele anlægget skal samles før der støbes beton  
VIGTIGT: Hela anläggningen måste monteras före betong stöps  
VIGTIGT: Hele systemet må monteres før plass støbes med betong

# Mounting

Copyright Elverdal A/S

Elverdal



EN 1176

Info

VIGTIGT: Hele anlægget skal samles før der støbes beton  
VIGTIGT: Hela anläggningen måste monteras före betong stöps  
VIGTIGT: Hele systemet må monteres før plass støbes med betong

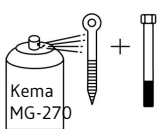
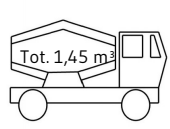
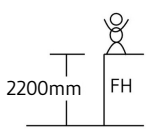
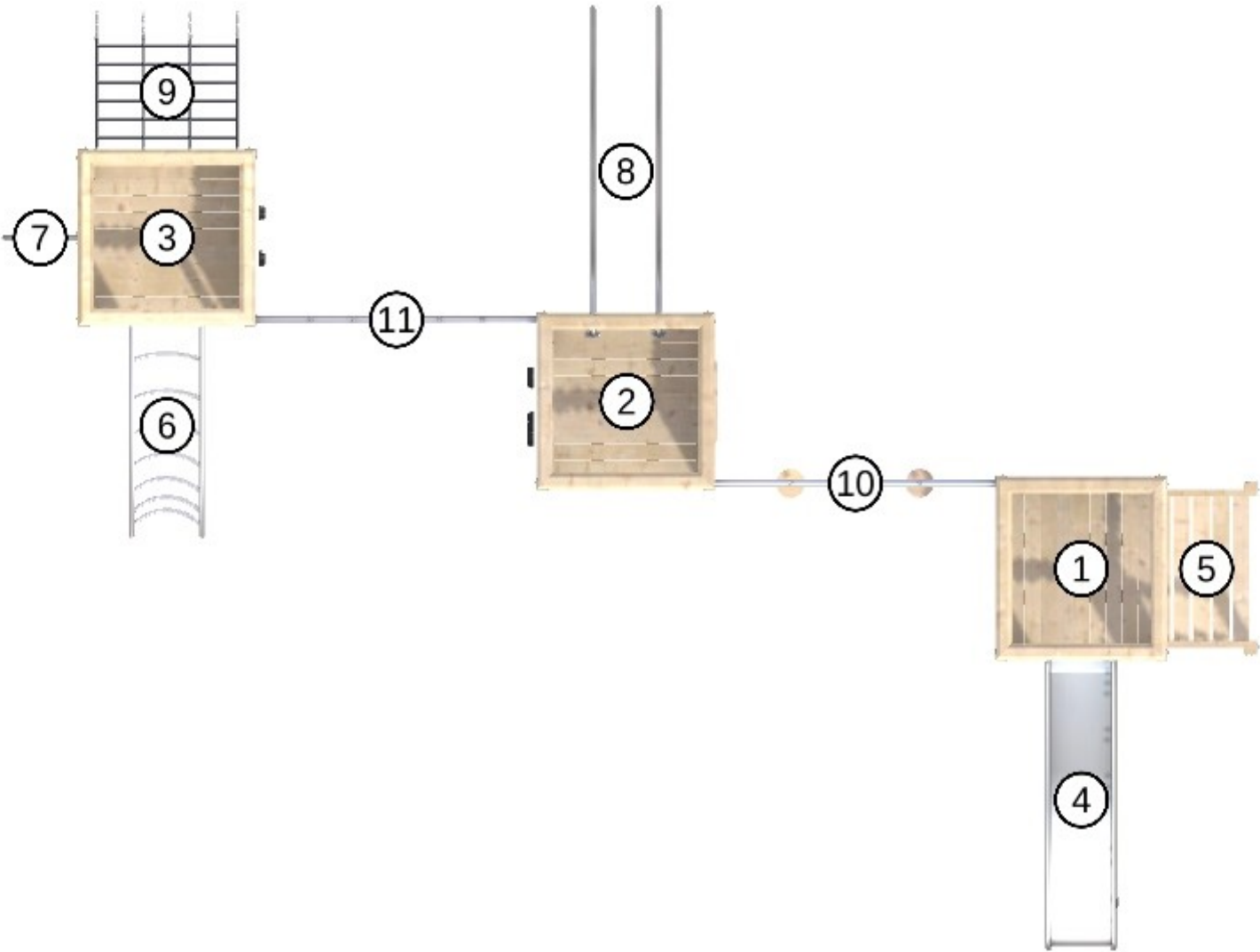
# Mounting

Copyright Elverdal A/S

Elverdal

## PRODUCT LIST

1. Theodor 5
2. Theodor 6
3. Theodor 7
4. Slide narrow (900)
5. Stairs wide
6. Ladder (2200)
7. Fireman's pole (2200)
8. Banister bars (1500)
9. Net ladder wide (2200)
10. Balancing blocks (900)
11. Climbing net (900)



EN 1176

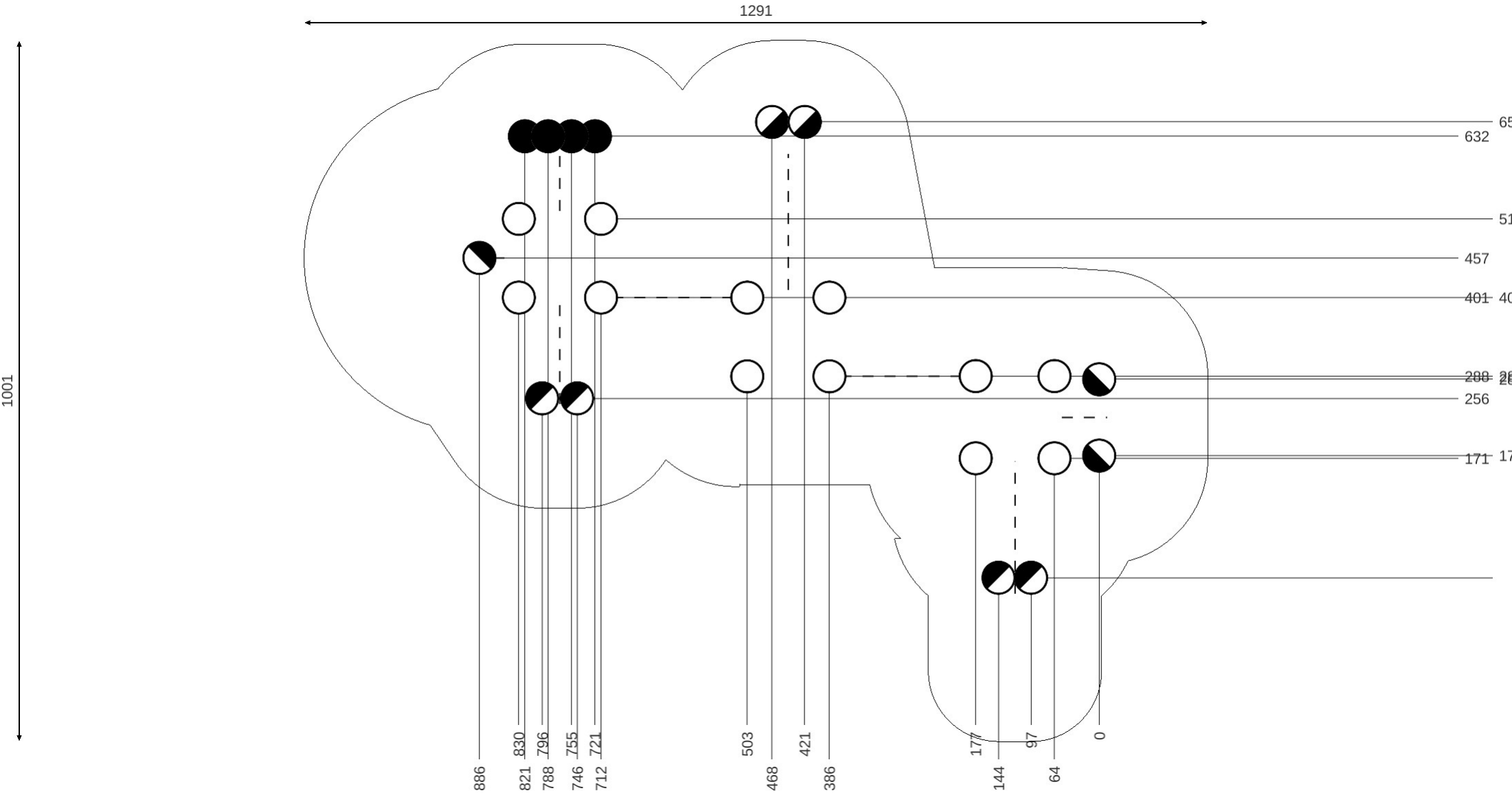
### INFO

VIGTIGT: Hele anlægget skal samles før der støbes beton  
VIGTIGT: Hela anläggningen måste monteras före betong stöps  
VIGTIGT: Hele systemet må monteres før plass støbes med betong

# Mounting

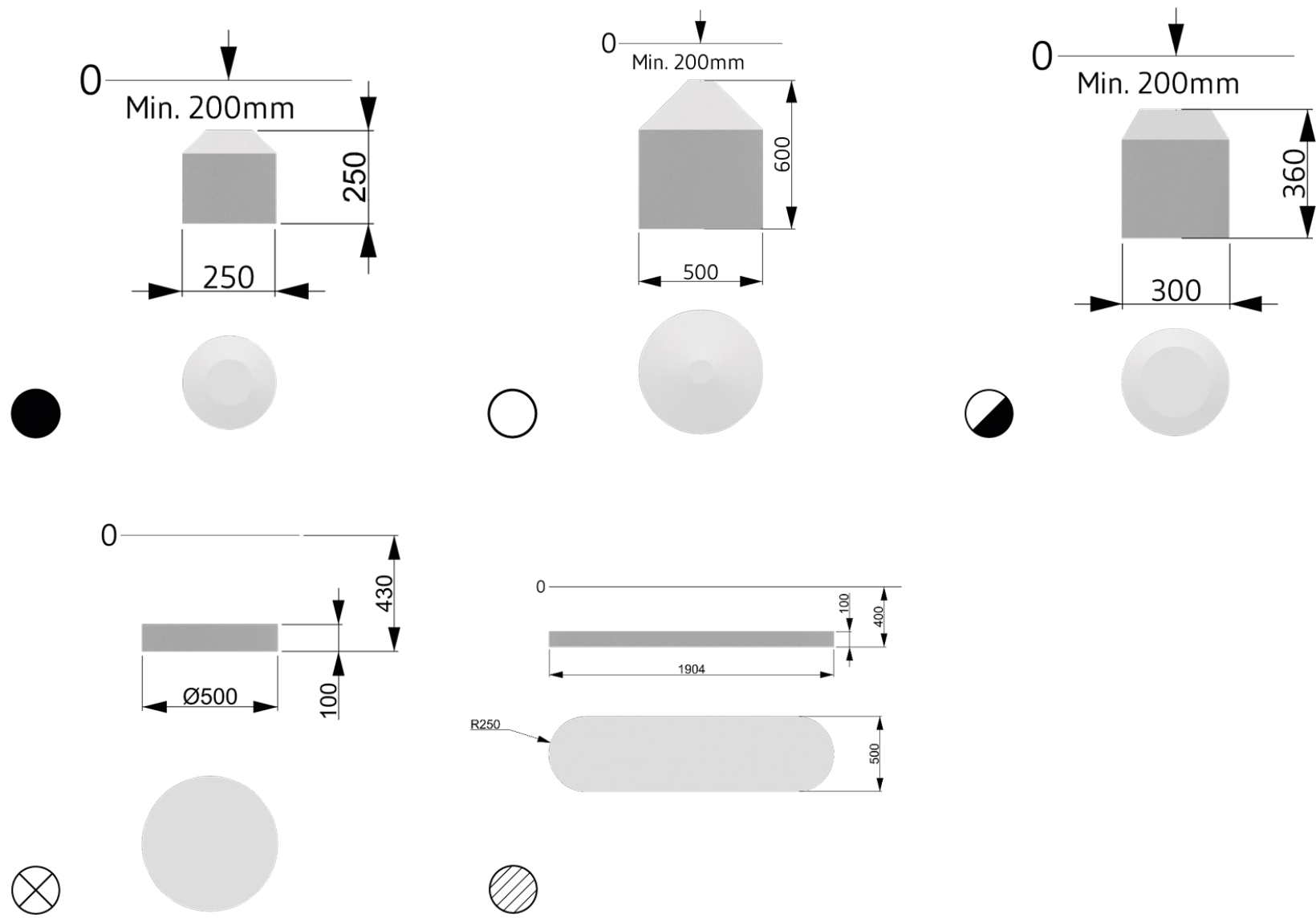
Copyright Elverdal A/S

Elverdal



Mounting

Copyright Elverdal A/S



EN 1176

INFO

VIGTIGT: Hele anlægget skal samles før der støbes beton

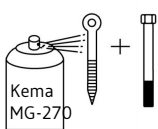
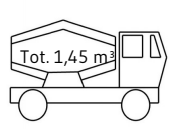
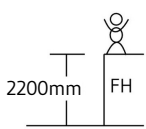
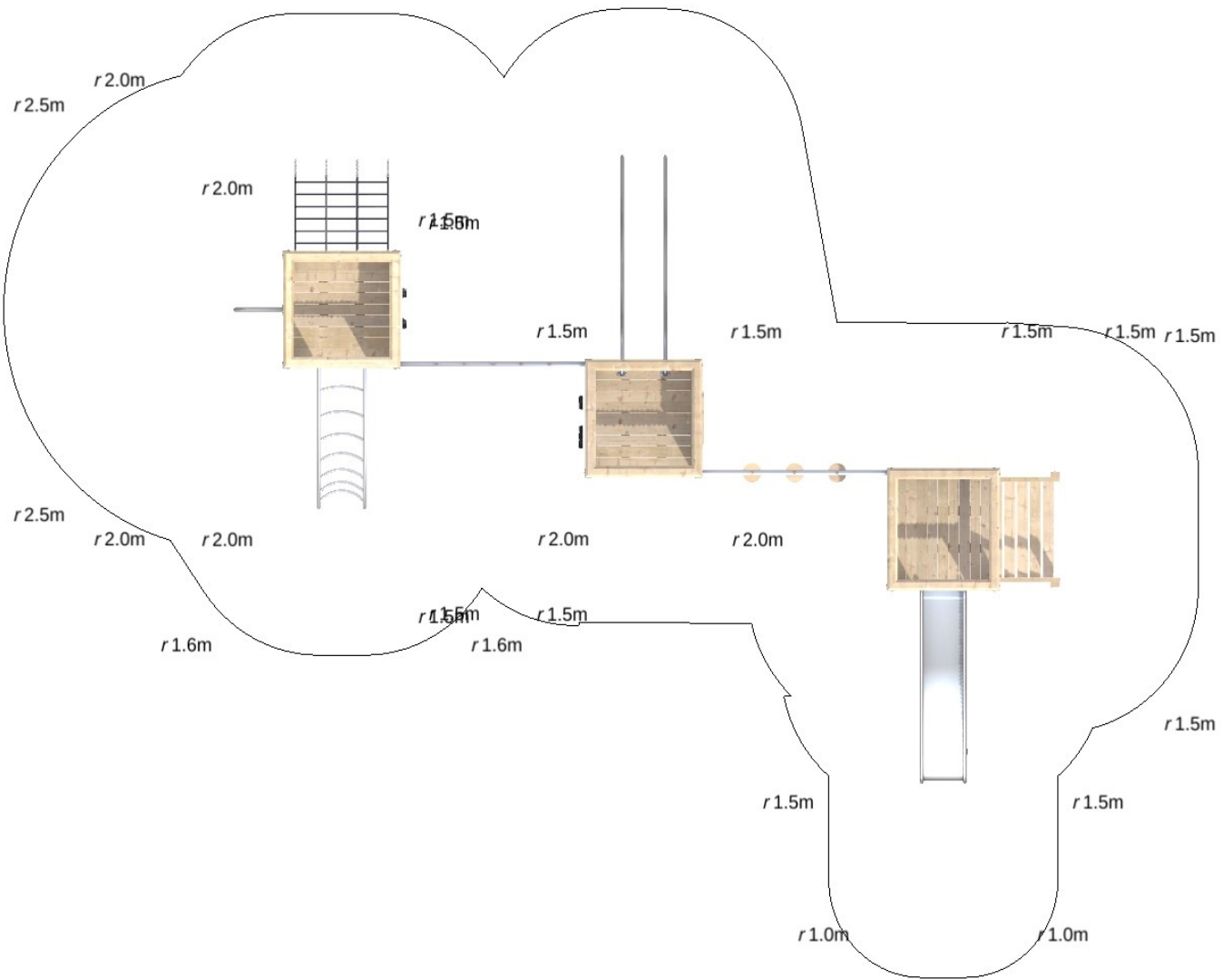
VIKTIGT: Hela anläggningen måste monteras före betong stöps

VIKTIG: Hele systemet må monteres før plass støbes med betong

# Mounting

Copyright Elverdal A/S

# Elverdal



EN 1176

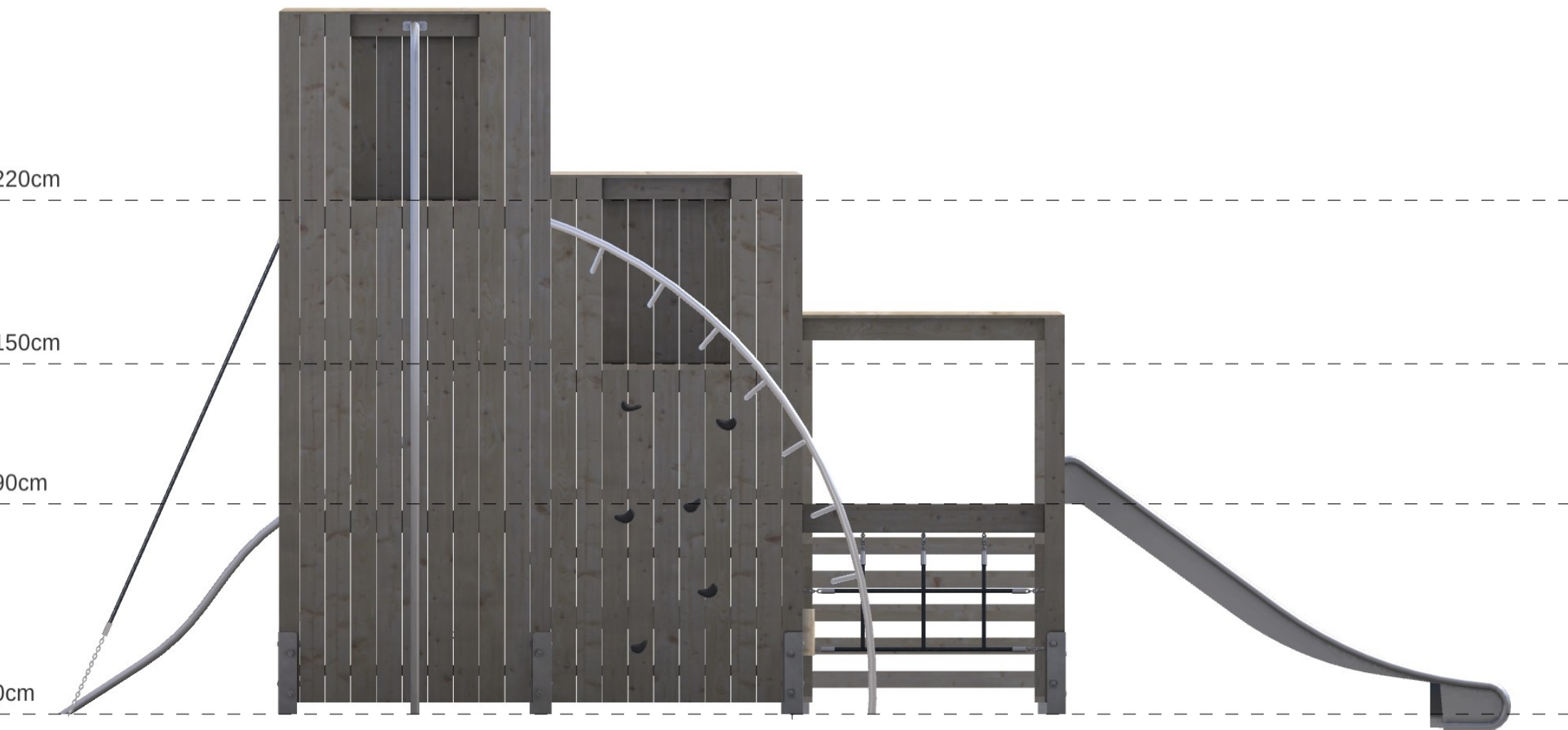
INFO

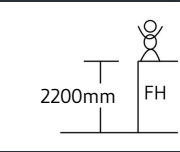
VIGTIGT: Hele anlægget skal samles før der støbes beton  
VIGTIGT: Hela anläggningen måste monteras före betong stöps  
VIGTIGT: Hele systemet må monteres før plass støbes med betong

# Mounting

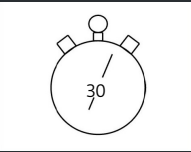
Copyright Elverdal A/S

# Elverdal






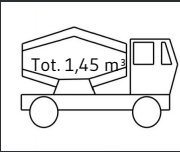
2200mm  
FH



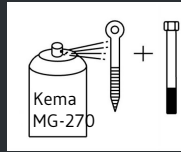
30



71.79M²  
Periferi



Tot. 1,45 m³



Kema  
MG-270

EN 1176

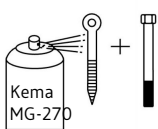
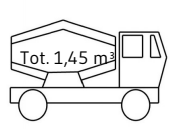

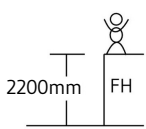
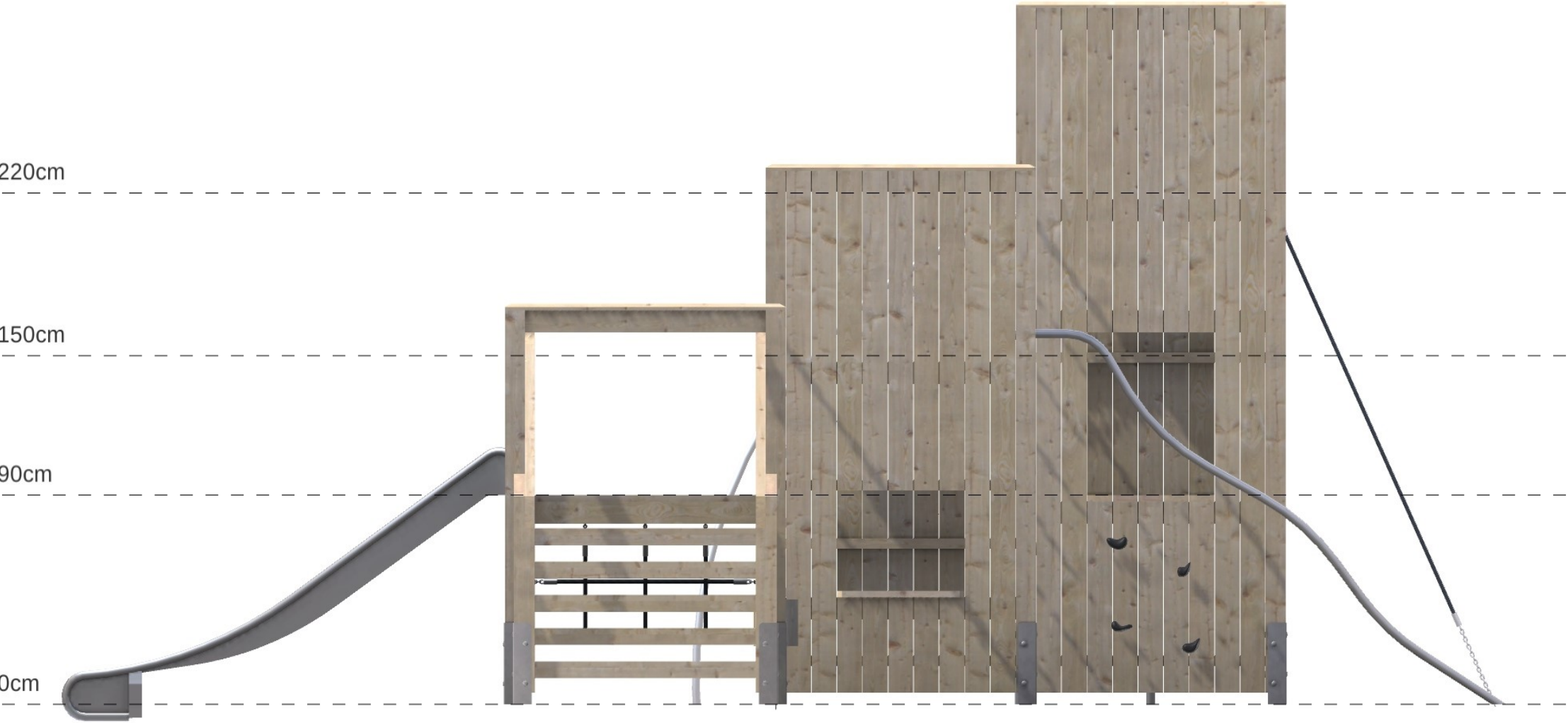
INFO

VIGTIGT: Hele anlægget skal samles før der støbes beton  
VIGTIGT: Hela anläggningen måste monteras före betong stöps  
VIGTIGT: Hele systemet må monteres før plass støbes med betong

# Mounting

Copyright Elverdal A/S

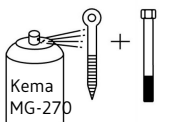
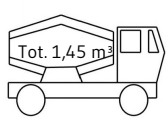
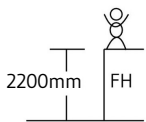
# Elverdal



EN 1176

INFO
VIGTIGT: Hele anlægget skal samles før der støbes beton
VIKTIGT: Hela anläggningen måste monteras före betong stöps
VIKTIGT: Hele systemet må monteres før plass støbes med betong

Description:	Quantity:	Articel no.
<b>Towers</b>		
Theodor 5 - Unpainted Wood (Exterior), Unpainted Wood (Edge)	1	ORG4005BY
Theodor 6 - Unpainted Wood (Exterior), Unpainted Wood (Edge)	1	ORG4006BY
Theodor 7 - Unpainted Wood (Exterior), Unpainted Wood (Edge)	1	ORG4007BY
<b>Up &amp; Downs</b>		
Slide narrow (900)	1	ORG4137XB
Stairs wide - Unpainted Wood (Edge)	1	ORG4110XB
Swedish ladder (1500)	1	ORG4101XB
Net (900) - Rope Black RAL 9005 (Rope)	2	ORG4106XB
Ladder (2200)	1	ORG4129XB
Fireman's pole (2200)	1	ORG4126XB
Climbing wall narrow (1500)	1	ORG4118XB
Banister bars (1500)	1	ORG4124XB
Net ladder wide (2200) - Rope Black RAL 9005 (Rope)	1	ORG4114XB
Swedish ladder (900)	1	ORG4102XB
Climbing wall narrow (900)	1	ORG4119XB
<b>Gables</b>		
Top gable w door - Unpainted Wood (Exterior)	2	ORG4018BB

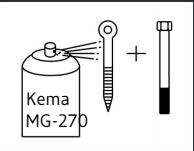
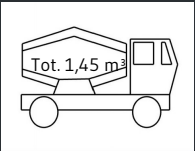
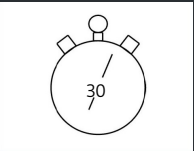
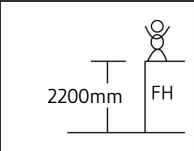


EN 1176

INFO

VIGTIGT: Hele anlægget skal samles før der støbes beton  
VIKTIGT: Hela anläggningen måste monteras före betong stöps  
VIKTIG: Hele systemet må monteres før plass støbes med betong

Description:	Quantity:	Articel no.
Jungle		
Balancing blocks (900) - Rope Black RAL 9005 (Rope)	1	ORG4322XB
Climbing net (900) - Rope Black RAL 9005 (Rope)	1	ORG4301XB
Parts		
Concrete (m3)	1,45	
Rubber TD (m3)	3,66	
Rubber EPDM (m3)	0,97	



INFO

VIGTIGT: Hele anlægget skal samles før der støbes beton  
VIKTIGT: Hela anläggningen måste monteras före betong stöps  
VIKTIG: Hele systemet må monteres før plass støbes med betong