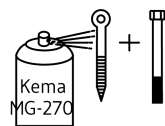
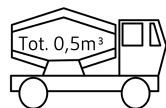
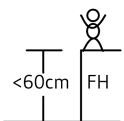
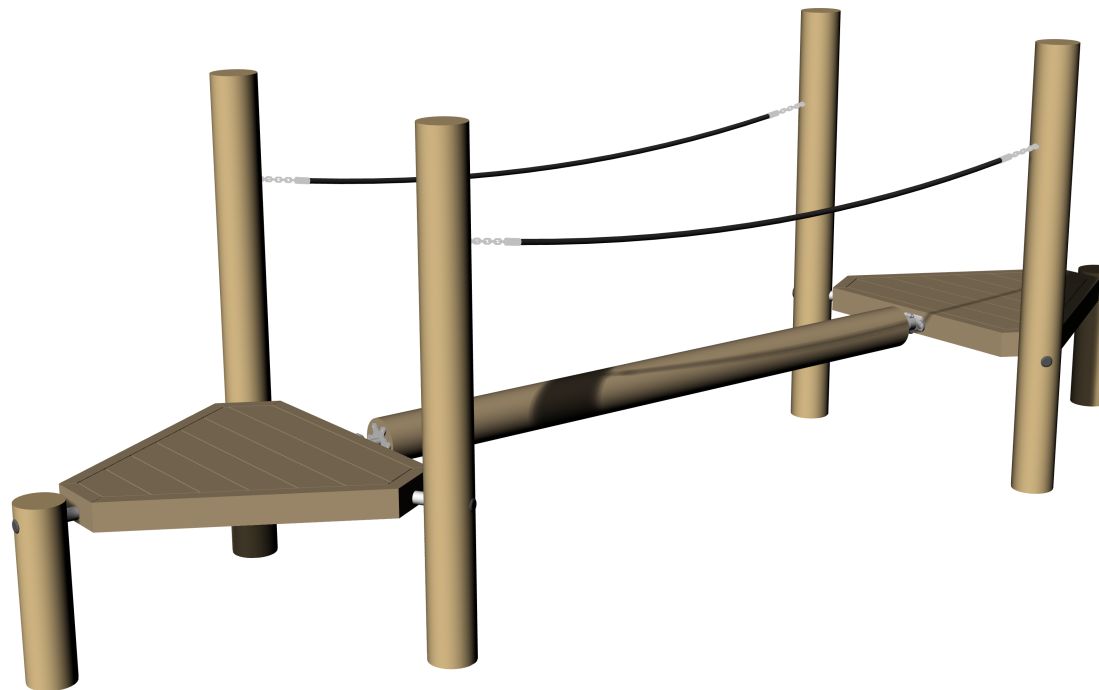


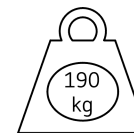
Mounting

Copyright Elverdal A/S.

Elverdal



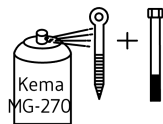
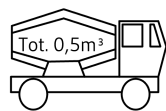
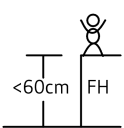
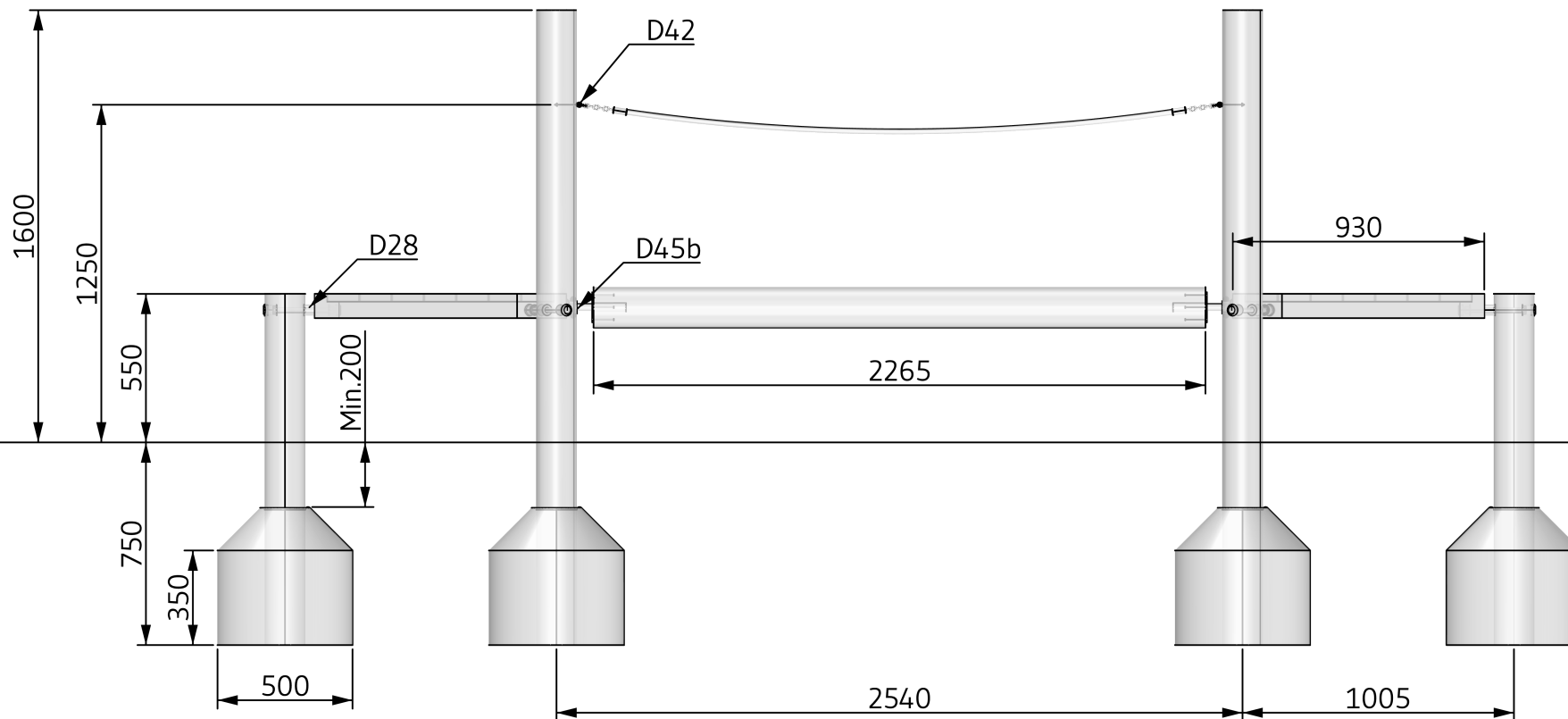
EN 1176



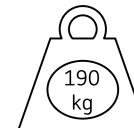
INFO

VIGTIGT: Hele anlægget skal samles før der støbes beton
IMPORTANT: The entire facility must be assembled before mould in concrete
WICHTIG: Die Anlage muß komplett montiert sein, bevor das Fundament
betoniert wird

Elverdal



EN 1176

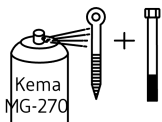
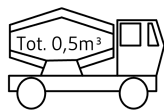
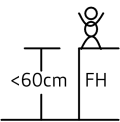
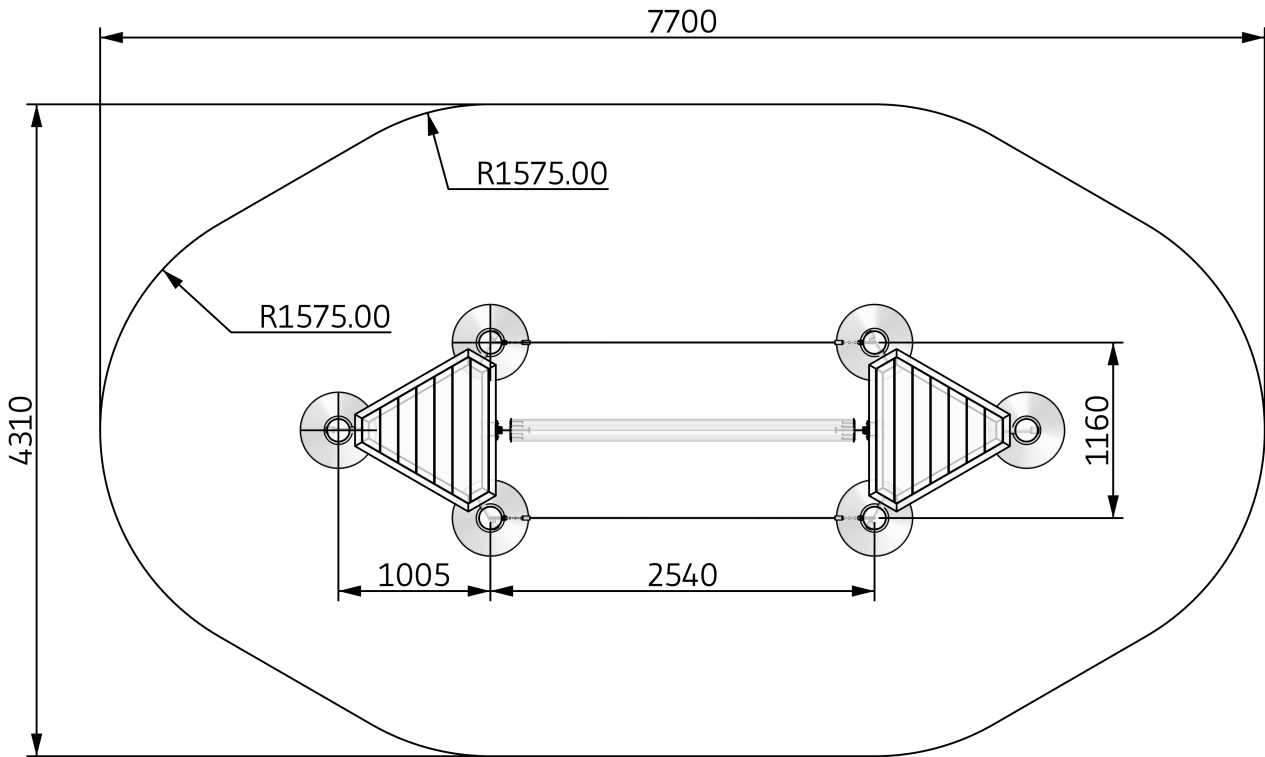


VIGTIGT: Hele anlægget skal samles før der støbes beton
 IMPORTANT: The entire facility must be assembled before mould in concrete
 WICHTIG: Die Anlage muß komplett montiert sein, bevor das Fundament
 betoniert wird

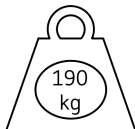
Mounting

Copyright Elverdal A/S.

Elverdal



EN 1176



INFO

VIGTIGT: Hele anlægget skal samles før der støbes beton
IMPORTANT: The entire facility must be assembled before mould in concrete
WICHTIG: Die Anlage muß komplett montiert sein, bevor das Fundament
betoniert wird

Mounting

Copyright Elverdal A/S.

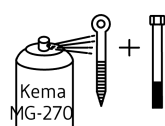
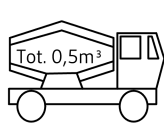
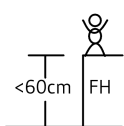
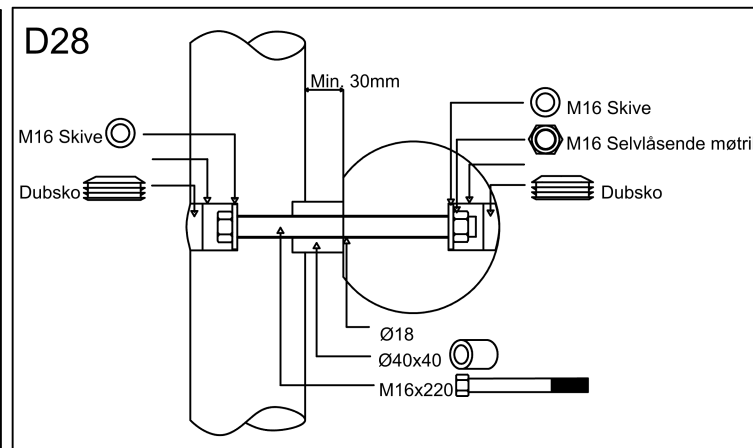
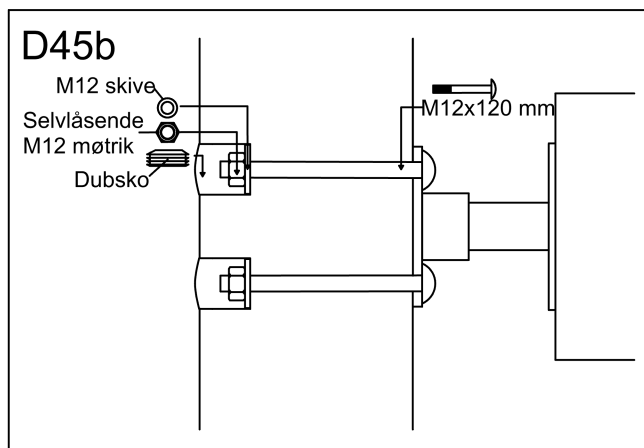
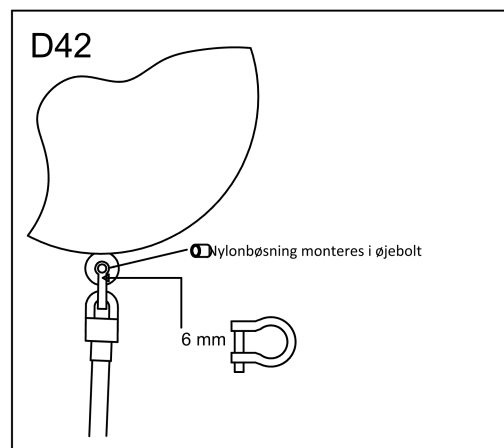
Elverdal

Junglebane - plateau m rullebom

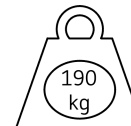
Obstacle course - platform w rolling balancing beam

Dschungelspielplatz - Plateau Robinie m Drehbalken

Betegnelse:	Name:	Bezeichnung:	Antal/ Quantity/ Anzahl:	Artikel/Item#
Robiniestamme 2350mm	Robinia pole 2350mm	Robinie Pfahl 2350mm	4	
Robiniestamme 1300mm	Robinia pole 1300mm	Robinie Pfahl 1300mm	2	
Trekant plateau	Triangel platform	Dreiechig plateau	2	
Reb	Rope	Seil	2	
Sjækel	Shackle	Schäkel	4	ELV93000018
M12x90 Bolt	M12x90 bolt	M12x90 bolzen	4	ELV01012090
M12 Selvlåsende møtrik	M12 lock nut	M12 Sicherungsmuttern	4	ELV90120000
M12 Skive	M12 washer	M12 Scheibe	4	ELV95130025
M16x220 Bolt	M126x220 bolt	M126x220 bolzen	6	ELV01160220
M16 Låsemøtrik	M16 lock nut	M16 Sicherungsmuttern	6	ELV90160000
M16 Skive	M16 washer	M16 Scheibe	12	ELV95160030
Dubsko ø42	Plug-in gliders	Steckgleiter	16	ELV97440000
Rulle med rullebeslag	Balancing beam w bracket	Drehbalken m Beschläge	1	
Afstandsbøsning ø40x40	Spacer Ø40x40	Abstandhalter Ø40x40	6	ELV75000013
Monteringsvejledning	Mounting instruction	Installationsanleitung	1	MNT7003



EN 1176



INFO

VIGTIGT: Hele anlægget skal samles før der støbes beton
 IMPORTANT: The entire facility must be assembled before mould in concrete
 WICHTIG: Die Anlage muß komplett montiert sein, bevor das Fundament
 betoniert wird